

165172 ✓ ACTIVE

PIDG


TE Internal #: 165172

Crimp Wire Pins, Tabs & Ferrules, Wire Pin, Pin Diameter 1.78 mm [.07 in], 16 – 14 AWG Wire Size, 1 – 2.8 mm² Wire Size, PIDG

[View on TE.com >](#)



Terminals & Splices > Crimp Wire Pins, Tabs & Ferrules > PIDG Formed Wire Pins



Crimp Wire Pin, Tab & Ferrule Terminal Type: **Wire Pin**

Pin Diameter: **1.78 mm [.07 in]**

Accepts Wire Insulation Diameter Range: **4.3 mm [.169 in]**

Wire Size: **1 – 2.8 mm²**

[All PIDG Formed Wire Pins \(6\)](#)

Features

Product Type Features

Shape Description	WIRE PIN-003
Sealable	No
Compatible With Discrete Wire Type	Stranded
Wire Insulation Support Retention Type	Insulation Support

Configuration Features

Compatible With Wire & Cable Type	Discrete Wire
-----------------------------------	---------------

Body Features

Sleeve Material	Copper
Insulation Sleeve Material	Nylon
Double Wire	No
Insulation Color	Blue
Insulation Material	Nylon

Contact Features

Terminal Length	9.9 mm[.39 in]
-----------------	----------------

Crimp Wire Pin, Tab & Ferrule Terminal Type	Wire Pin
Barrel Type	Closed
Terminal Plating Material	Tin
Pin Type	Formed
Pin Style	Round
Terminal Orientation	Straight

Termination Features

Bullet Terminal	Without
-----------------	---------

Mechanical Attachment

Wire Insulation Support	With
-------------------------	------

Dimensions

DIN Wire Size	1 – 2.5 mm ²
Pin Diameter	1.78 mm [.07 in]
Accepts Wire Insulation Diameter Range	4.3 mm [.169 in]
Wire Size	2050 – 5180 CMA
Barrel Inside Diameter	4.4 mm [.173 in]
Terminal Material Thickness	.79 mm [.031 in]
Overall Product Length	23.6 mm [.93 in]

Usage Conditions

Insulation Option	Partially Insulated
Operating Temperature Range	105 °C [221 °F]

Operation/Application

Heavy Duty	No
------------	----

Packaging Features

Packaging Quantity	1000
Packaging Method	Loose Piece

Other

Comment	Long
Barrel Color	Blue

Product Compliance

For compliance documentation, visit the product page on [TE.com](https://www.te.com)>



EU RoHS Directive 2011/65/EU	Compliant
EU ELV Directive 2000/53/EC	Compliant
China RoHS 2 Directive MIIT Order No 32, 2016	No Restricted Materials Above Threshold
EU REACH Regulation (EC) No. 1907/2006	Current ECHA Candidate List: JUNE 2022 (224) Candidate List Declared Against: JUNE 2022 (224) Does not contain REACH SVHC
Halogen Content	Low Halogen - Br, Cl, F, I < 900 ppm per homogenous material. Also BFR/CFR/PVC Free
Solder Process Capability	Not applicable for solder process capability

Product Compliance Disclaimer

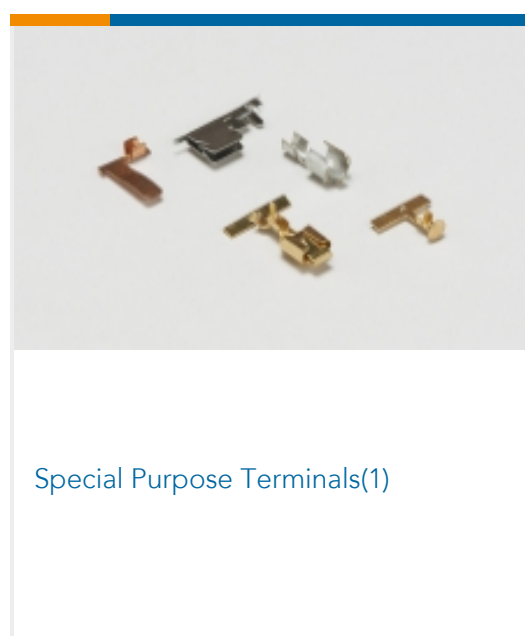
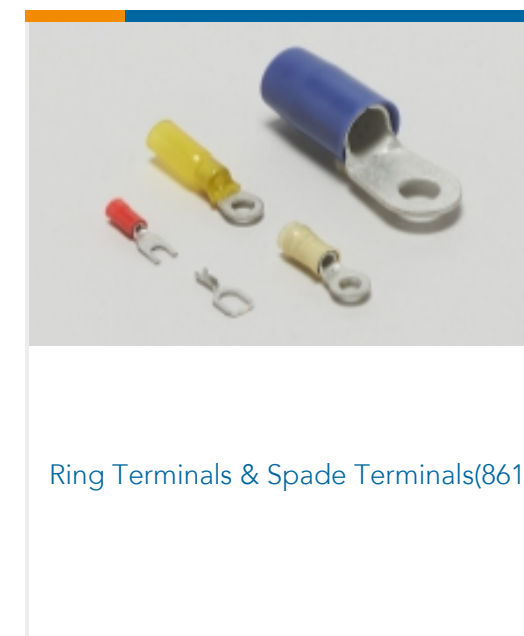



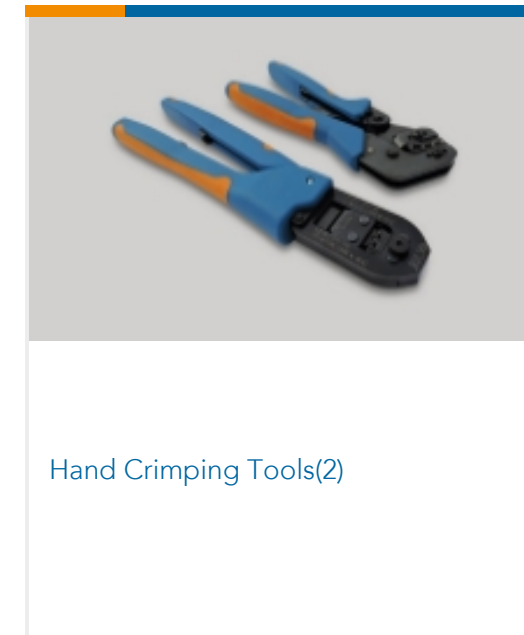

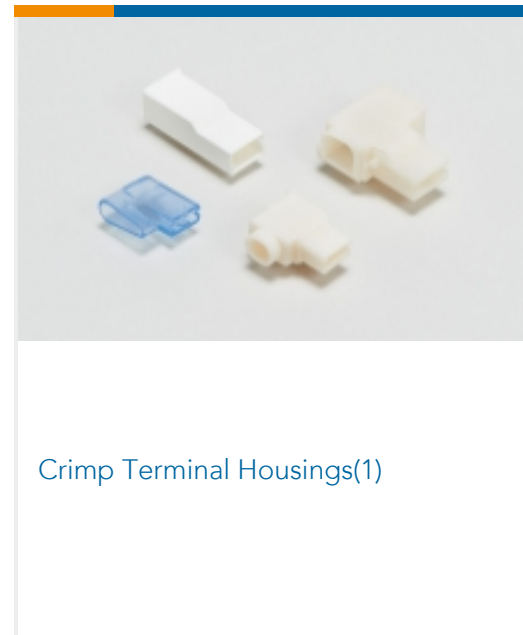
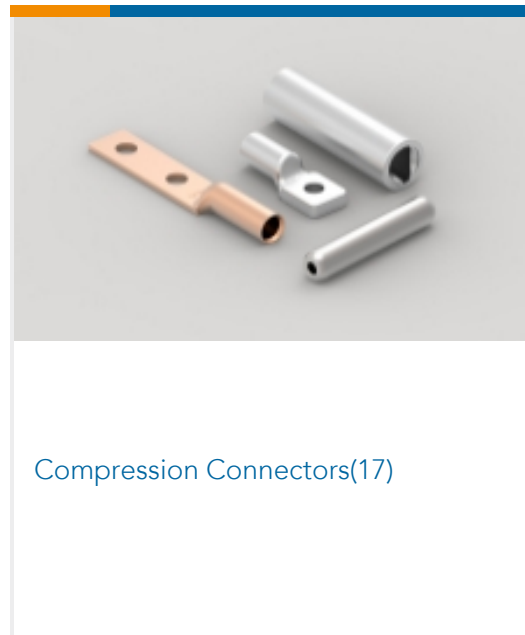
This information is provided based on reasonable inquiry of our suppliers and represents our current actual knowledge based on the information they provided. This information is subject to change. The part numbers that TE has identified as EU RoHS compliant have a maximum concentration of 0.1% by weight in homogenous materials for lead, hexavalent chromium, mercury, PBB, PBDE, DBP, BBP, DEHP, DIBP, and 0.01% for cadmium, or qualify for an exemption to these limits as defined in the Annexes of Directive 2011/65/EU (RoHS2). Finished electrical and electronic equipment products will be CE marked as required by Directive 2011/65/EU. Components may not be CE marked. Additionally, the part numbers that TE has identified as EU ELV compliant have a maximum concentration of 0.1% by weight in homogenous materials for lead, hexavalent chromium, and mercury, and 0.01% for cadmium, or qualify for an exemption to these limits as defined in the Annexes of Directive 2000/53/EC (ELV). Regarding the REACH Regulation, the information TE provides on SVHC in articles for this part number is based on the latest European Chemicals Agency (ECHA) 'Guidance on requirements for substances in articles' posted at this URL: <https://echa.europa.eu/guidance-documents/guidance-on-reach>

Compatible Parts

<p>TE Part # 58433-3 PRO CR ASSY, RBY IS9252</p>	<p>TE Part # 47387 DAHT PG PIDG 20-14 ASSY</p>	<p>TE Part # 58423-1 DIE, RBY IS9252</p>	<p>TE Part # 47387-7 DAHT PG PIDG 16-12 ASSY</p>
<p>TE Part # 696274-2 TERM, WIRE PIN, PIDG, 16-14, T&R</p>	<p>TE Part # 525691 DAHT PG PIDG 16-14 ASSY</p>	<p>TE Part # 539691-2 ERGO DIE R.B.Y</p>	<p>TE Part # 1-1377174-4 SMP 0-0165172-0</p>



Also in the Series | PIDG



Documents

[Product Drawings](#)

[PIDG WIRE PIN](#)

English

[CAD Files](#)

[3D PDF](#)

[3D](#)

[Customer View Model](#)



[ENG_CVM_CVM_165172_P.2d_dxf.zip](#)

English

Customer View Model

[ENG_CVM_CVM_165172_P.3d_igs.zip](#)

English

Customer View Model

[ENG_CVM_CVM_165172_P.3d_stp.zip](#)

English

[3D PDF](#)

English

Customer View Model

[ENG_CVM_165172_J.2d_dxf.zip](#)

English

Customer View Model

[ENG_CVM_165172_J.3d_igs.zip](#)

English

Customer View Model

[ENG_CVM_165172_J.3d_stp.zip](#)

English

By downloading the CAD file I accept and agree to the [Terms and Conditions](#) of use.

Datasheets & Catalog Pages

[PIDG TERMINALS & SPLICES Quick Reference Guide](#)

English

Product Specifications

[Application Specification](#)

English

Product Environmental Compliance

[Product Compliance](#)

English

[Product Compliance](#)

English

Instruction Sheets

[Instruction Sheet \(U.S.\)](#)

English

Agency Approvals

[UL Report](#)

English